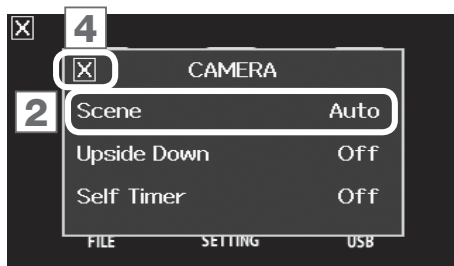




Q8 Version 2.0 Supplementary Manual

This supplementary manual explains the eight settings added to the camera Scene setting in Q8 Version 2.0.

■ Scene setting overview

Use this function to change camera settings, including brightness and tone, according to the recording conditions (scene). Along with Auto, Concert Lighting and Night, eight new Scene settings have been added.



1. Touch  on the Menu screen.
2. Touch Scene in the submenu.
3. Touch the setting value in the submenu.
4. After completing the setting, touch  to close the submenu.

Scene: camera settings for recording scene conditions

Setting	Explanation
Auto	Adjustments are made without specific scene conditions.
Concert Lighting	Suitable adjustments are made for concert lighting conditions that are bright and change drastically.
Night	Adjustments are made for night and other dark situations.
NEW Concert-Low Light	Suitable adjustments are made for small concert halls and other dim lighting conditions.
NEW Dance Club	Suitable adjustments are made for dance clubs and other venues where the lighting changes drastically.
NEW Jazz Club	Suitable adjustments are made for jazz clubs and similar venues.
NEW Concert Hall	Suitable adjustments are made for classical concerts, recitals and similar performance conditions.
NEW Rehearsal-Studio	Suitable adjustments are made for recording and rehearsal studio conditions.
NEW Garage	Suitable adjustments are made for band performances in a garage.
NEW Outdoor	Adjustments are optimized for outdoor recording.
NEW Sunset	Adjustments are optimized for sunset scenes.